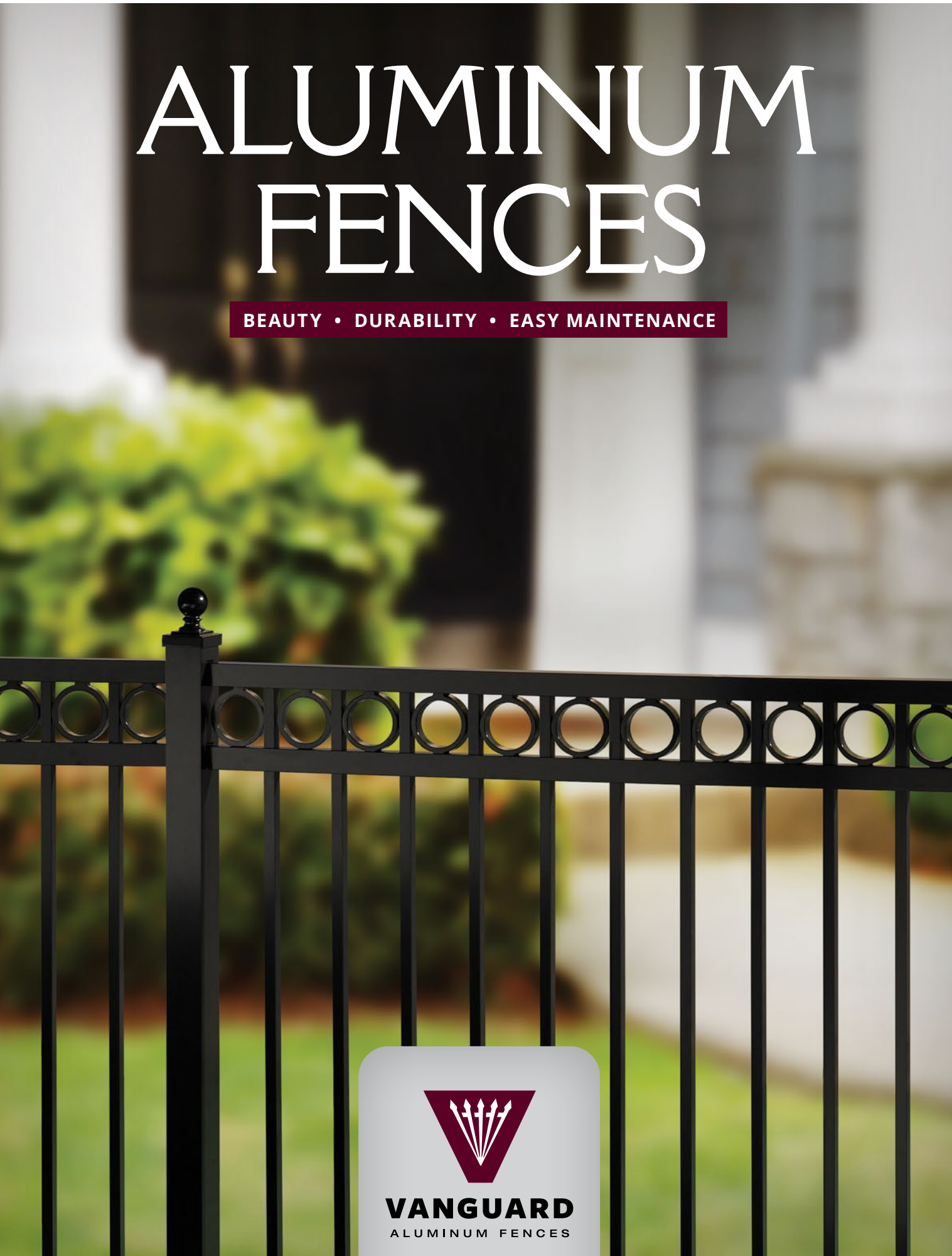




VANGUARD
ALUMINUM FENCES



ALUMINUM FENCES

BEAUTY • DURABILITY • EASY MAINTENANCE



VANGUARD
ALUMINUM FENCES



VANGUARD ALUMINUM FENCES

We believe a fence should not only enrich your home's beauty, it should last a lifetime.

Vanguard fences are built in an automated state-of-the-art facility that eliminates product defects and inconsistencies. Each part of a Vanguard high-strength aluminum fence goes through an eight-stage process where it is cleaned, pretreated, powder-coated and rigorously tested to ensure it meets the highest degree of quality. The process is recognized by the American Architectural Manufacturers Association (AAMA) and is AAMA-2604 certified to ensure the highest standard of coated aluminum extrusions.

All materials are produced and assembled in the United States. Screws and fasteners are high-quality stainless steel, with nylon patches that prevent screws from backing out. The paint we use is a super-durable TGIC powder coating specifically designed for harsh exterior applications. The coating easily meets AAMA-2604 standards, which ensure five years of UV exposure in Florida, 3,000 hours of humidity and salt-spray resistance.

What does that mean to you? It means you'll own a fence with a lifetime warranty that will, in fact, last a lifetime.

RELIANT

Eight fence styles in a variety of heights; two design profiles: Traditional and Contemporary.

RIGHT AT HOME

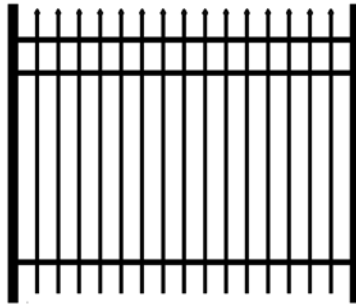
Traditional profiles have points or finials typical of wrought-iron fences, while Contemporary profiles feature a smooth-top finish with a combination of picket styling below the top rail. Narrow picket configurations (favored by those with small pets) are available in both designs.

Three standard colors: Black, Bronze and White.
Standard heights: 36", 48", 60" and 72".

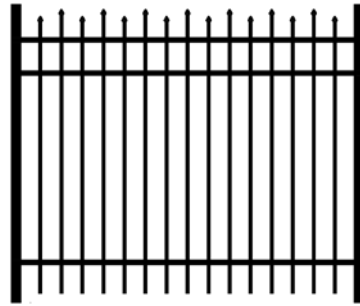
Standard gates are available for every Reliant Series fence, in 3', 4', 5' or 6' widths and for single- or double-gate configurations.

Gates are built to match the profile of the fence you choose, with Single-Arch and Double-Arch options for every style other than our Traditional Staggered Picket Fence (B-1).


**TRADITIONAL
STRAIGHT PICKET
A-1**




**TRADITIONAL
STAGGERED PICKET
B-1**



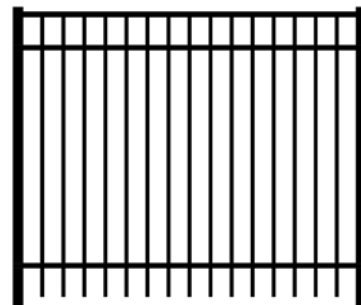
**TRADITIONAL
STRAIGHT PICKET WITH FINIALS
C-1**




**CONTEMPORARY
WITH TRADITIONAL PICKET
D-2**




**CONTEMPORARY
E-2**




**CONTEMPORARY
WITH NARROW SPACE
G-4**



**CONTEMPORARY WITH TRADITIONAL
PICKET AND NARROW SPACE
H-4**



**TRADITIONAL PICKET
WITH NARROW SPACE
F-4**



 Finials optional with this style.





AVANT

A stronger style with larger pickets, posts, and a deeper horizontal rail.
In Traditional and Contemporary styles.

STANDING STRONG

Traditional designs feature points or finials reminiscent of wrought-iron styling. Contemporary designs feature a smooth-top finish with a variety of picket detailing below the top rail.

Rings can be added to three of the Avant Series styles (A-1, C-1 and E-2). Examples are shown on the cover and below.

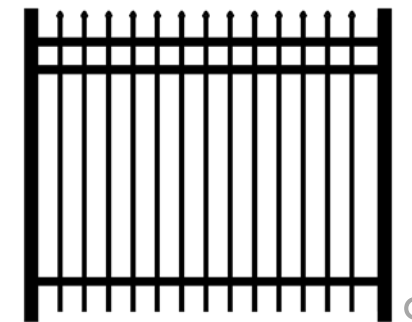
Three standard colors: Black, Bronze and White.

Standard Avant Series fence heights are 48", 60" and 72".

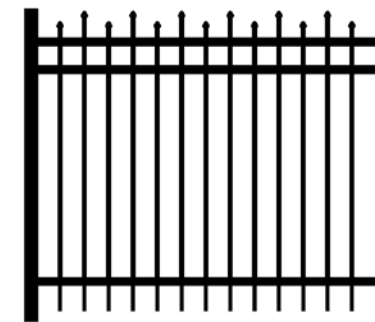
Standard gates are available for every Avant Series fence, in 3', 4', 5' or 6' widths and for single- or double-gate configurations.

Gates are built to match the profile of the fence you choose, with Single-Arch and Double-Arch options for every style other than our Traditional Staggered Picket Fence (B-1).


**TRADITIONAL
STRAIGHT PICKET
A-1**




**TRADITIONAL
STAGGERED PICKET
B-1**




**TRADITIONAL STRAIGHT PICKET
WITH FINIALS
C-1**




**CONTEMPORARY WITH
TRADITIONAL PICKET
D-2**



**CONTEMPORARY
E-2**



**TRADITIONAL STRAIGHT PICKET
WITH FINIALS & RINGS
C-1**



○ Rings optional with this style.

⦿ Finials optional with this style.

POOL ENCLOSURE


Safety is our number-one concern. Built to standards established by the U.S. Consumer Product Safety Commission, these fences feature several design elements intended to prevent accidents and enhance pool security.

A SAFER POOL

First, the pickets of a Vanguard pool fence are spaced to keep small children from crawling through. Rails are flush to the bottom to keep the space between horizontal rails at more than 45 inches to remove climbing footholds.

All Vanguard pool gates have spring-loaded hinges and self-closing, magnetic safety latches. These latches have been tested through more than 400,000 opening and closing cycles. For long-term durability, our fences are constructed with aluminum and protected with a super-durable TGIC powder coating to withstand the moisture and harsh chemicals found around pools.

**TWO-RAIL
CONTEMPORARY
E-2-2**




Contemporary designs with smooth-top finishes are the most popular, making it easy to drape towels without snagging. However, some homeowners prefer the extra deterrent of points or finials that come with Traditional designs.

Please remember to make sure your fence meets local building regulations before ordering. Your installer should be familiar with installation requirements.

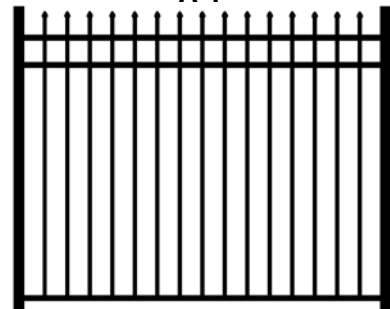
If not properly installed, your fence may not meet code. Finally, make sure the fence is installed far enough away from any structure that someone can use to climb on and over your fence.

Note: Fences shown below are listed in order of popularity.


**CONTEMPORARY
E-2**




**TRADITIONAL
STRAIGHT PICKET
A-1**




**TWO-RAIL TRADITIONAL
STRAIGHT PICKET
A-1-2**



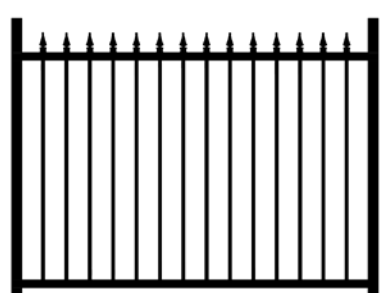
**CONTEMPORARY WITH
TRADITIONAL PICKET
D-2**




**TRADITIONAL
STRAIGHT PICKET WITH FINIALS
C-1**



**TWO-RAIL TRADITIONAL
STRAIGHT PICKET WITH FINIALS
C-1-2**



 Finials optional with this style.



GATES

We offer a standard gate that matches every Vanguard fence style and height.

Gates are offered in 3', 4', 5' or 6' widths and can be used as a single gate or as a double-gate configuration when a larger opening is required.

Most fence styles also offer the option of Single-Arch or Double-Arch gates. When wider openings are necessary for moving golf carts, lawn mowers or other large equipment, choose

a Double-Arch gate with widths up to 10 feet.

Designed and fabricated for years of maintenance-free performance, each gate is supported by a structural heavy wall post to prevent sagging. These structural posts are available in 2", 2.5", 3" and 4" square and can be used to accent your gated entrance.



SINGLE STRAIGHT

Widths
3 ft. | 4 ft. | 5 ft. | 6 ft.

Fence Styles

Reliant Series:
A-1, B-1, C-1, D-2, E-2, F-4, G-4, H-4

Avant Series:
A-1, B-1, C-1, D-2, E-2

Pool:
A-1, A-1-2, C-1, C-1-2, D-2, E-2, E-2-2



DOUBLE STRAIGHT


Widths
6 ft. | 8 ft. | 10 ft. | 12 ft.

Fence Styles

Reliant Series:
A-1, B-1, C-1, D-2, E-2, F-4, G-4, H-4

Avant Series:
A-1, B-1, C-1, D-2, E-2

Pool:
A-1, A-1-2, C-1, C-1-2, D-2, E-2, E-2-2



SINGLE ARCH


Widths
3 ft. | 4 ft. | 5 ft.

Fence Styles

Reliant Series:
A-1, C-1, D-2, E-2, F-4, G-4, H-4

Avant Series:
A-1, C-1, D-2, E-2

Pool:
A-1, A-1-2, C-1, C-1-2, D-2, E-2, E-2-2



DOUBLE ARCH


Widths
6 ft. | 8 ft. | 10 ft.

Fence Styles

Reliant Series:
A-1, C-1, D-2, E-2, F-4, G-4, H-4

Avant Series:
A-1, C-1, D-2, E-2

Pool:
A-1, A-1-2, C-1, C-1-2, D-2, E-2, E-2-2



ESTATE

Widths
Up to 24 ft.

Compatible with

Avant Series:
A-1, C-1, D-2, E-2

EXTRAS

EXTRAS

For a distinctive, wrought-iron look, add decorative scrolls, caps and finials. Cast from aluminum and powder-coated, they will not rust or require maintenance. Three standard colors: Black, Bronze and White.



IMPERIAL



MAJESTIC



FLEUR-DE-LIS



BALL CAP



BUTTERFLY SCROLL



ESTATE SCROLL

Finials are available with Reliant C1 and D-2, Avant C-1, and Pool fences C-1 and C-1-2. Otherwise pickets come with pressed points.

FENCE SPECIFICATIONS	RELIANT SERIES	AVANT SERIES	POOL ENCLOSURE
Standard Heights	36", 48", 60", 72"	48", 60", 72"	2-rail: 48", 52" 3-rail: 54", 57"
Pickets	5/8" sq. x .050" thick	3/4" sq. x .050" thick	2-rail: 3/4" sq. x .050" thick 3-rail: 5/8" sq. x .050" thick
Horizontal Rails			
Top Walls	1" x .055" thick	1" x .055" thick	2-rail: 1" x .055" thick. 3-rail: 1" x .055" thick
Side Walls	1" x .082" thick	1.5" x .082" thick	2-rail: 1.5" x .082" thick. 3-rail: 1" x .082" thick
Standard Posts	2" sq. x .060" thick	2.5" sq. x .075" thick	2" sq. x .060" thick
Gate Posts	2" sq. x .125" thick 2.5" sq. x .125" thick 3" sq. x .125" thick 4" sq. x .125" thick	2.5" sq. x .125" thick 3" sq. x .125" thick 4" sq. x .125" thick	2" sq. x .125" thick 2.5" sq. x .125" thick 3" sq. x .125" thick 4" sq. x .125" thick
Spacing Between Pickets	3 13/16" (1 5/8" for styles F-4, G-4, H-4)	3 31/32"	2-rail: 3 31/32" 3-rail: 3 13/16"
Installed Centers	72.5" on center	96" on center	72" on center
Standard Colors	Black, Bronze, White	Black, Bronze, White	Black, Bronze, White
Strength	>350 lbs. per section	>350 lbs. per section	>350 lbs. per section
Compatible Gates			
Standard	All styles	All Styles	All Styles
Single-Arch	A-1, C-1, D-2, E-2, F-4, G-4	A-1, C-1, D-2, E-2	All Styles
Double-Arch	A-1, C-1, D-2, E-2, F-4, G-4	A-1, C-1, D-2, E-2	All Styles
Estate		A-1, C-1, D-2, E-2	